

FIVE-YEAR FINANCIAL HIGHLIGHTS

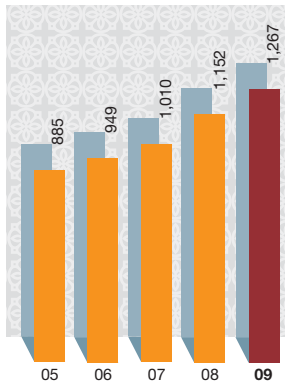
SOROTAN KEWANGAN LIMA TAHUN

RM'000					
Financial Year Ended 30 June <i>Tahun Kewangan Berakhir 30 Jun</i>	2009	2008	2007	2006	2005
RESULTS / KEPUTUSAN					
Total Revenue / <i>Jumlah Hasil</i>	1,267,087	1,152,041	1,010,493	949,459	884,999
Profit Before Provision / <i>Keuntungan Sebelum Peruntukan</i>	359,154	280,240	218,637	202,925	226,303
Profit/(Loss) Before Zakat and Tax / <i>Keuntungan/(Kerugian) Sebelum Zakat dan Cukai</i>	233,096	308,267	236,660	(1,288,334)	(479,778)
Profit/(Loss) After Zakat and Tax / <i>Keuntungan/(Kerugian) Selepas Zakat dan Cukai</i>	160,607	384,117	232,460	(1,307,963)	(507,807)
BALANCE SHEET / KUNCI KIRA-KIRA					
Total Assets / <i>Jumlah Aset</i>	27,488,204	23,559,424	19,091,175	14,597,710	15,848,906
Total Financing / <i>Jumlah Pembiayaan</i> of which Net Non-Performing Financing / <i>yang mana Pembiayaan Tak Berbayar Bersih</i>	9,661,864	9,061,318	8,472,014	8,642,363	9,168,596
	482,154	721,773	980,888	812,624	1,156,309
Securities / <i>Sekuriti</i>	8,915,821	3,651,427	3,880,539	2,466,157	3,239,136
Total Deposits / <i>Jumlah Deposit</i>	25,211,516	20,763,168	17,616,899	14,442,774	13,483,171
Shareholders' Equity / <i>Ekuiti Pemegang Saham</i>	1,519,553	1,308,950	1,014,212	(289,014)	730,181
RATIO ANALYSIS / ANALISIS NISBAH					
Return on Assets / <i>Pulangan Aset</i>	0.91%	1.45%	1.40%	N/A	N/A
Return on Equity / <i>Pulangan Ekuiti</i>	16.48%	26.54%	23.33%	N/A	N/A
Capital Adequacy Ratio / <i>Nisbah Kecukupan Modal</i>	13.61%	12.93%	12.01%	-2.96%	9.06%
Net Non-Performing Financing / <i>Pembiayaan Tak Berbayar Bersih</i>	4.90%	7.82%	11.35%	9.22%	12.62%
Earnings Per Share (EPS) / <i>Perolehan Sesaham</i>	9 sen	22 sen	16 sen	-177 sen	-92 sen
Net Tangible Assets Backing / <i>Jaminan Aset Ketara Bersih</i>	88 sen	76 sen	59 sen	-33 sen	121 sen

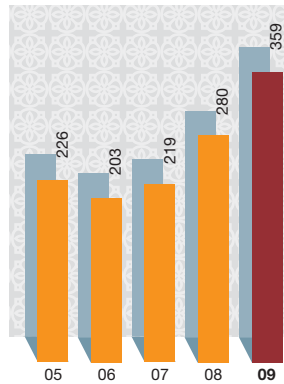
FIVE-YEAR STATISTICAL REVIEW

ULASAN STATISTIK LIMA TAHUN

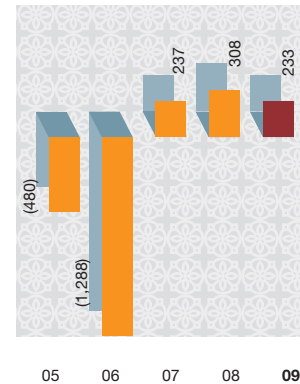
Total Revenue
Jumlah Hasil
 (RM Million / Juta)



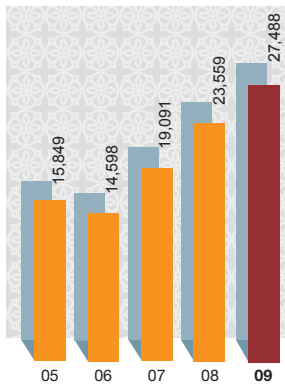
Profit Before Provision
Keuntungan Sebelum Peruntukan
 (RM Million / Juta)



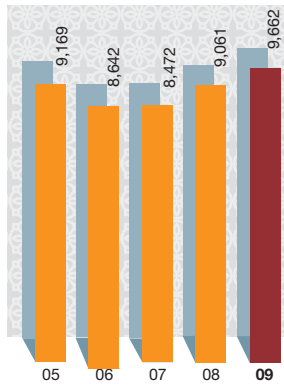
Profit/(Loss) before Zakat and Tax
Keuntungan/(Kerugian) sebelum Zakat dan Cukai
 (RM Million / Juta)



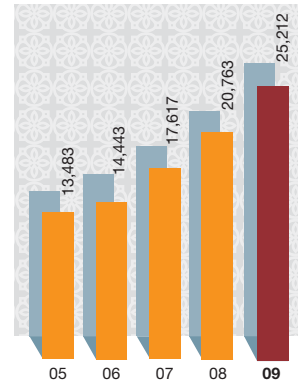
Total Assets
Jumlah Aset
 (RM Million / Juta)



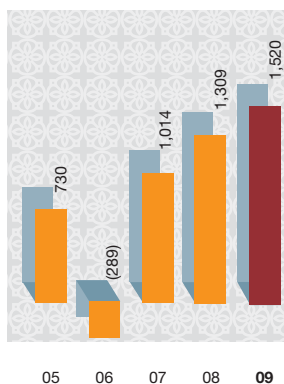
Total Financing
Jumlah Pembiayaan
 (RM Million / Juta)



Total Deposits
Jumlah Deposit
 (RM Million / Juta)



Shareholders' Equity
Ekuiti Pemegang Saham
 (RM Million / Juta)



Net Non-Performing Financing
Pembiayaan Tak Berbayar Bersih
 (RM Million / Juta)

